

HMF 2020-K



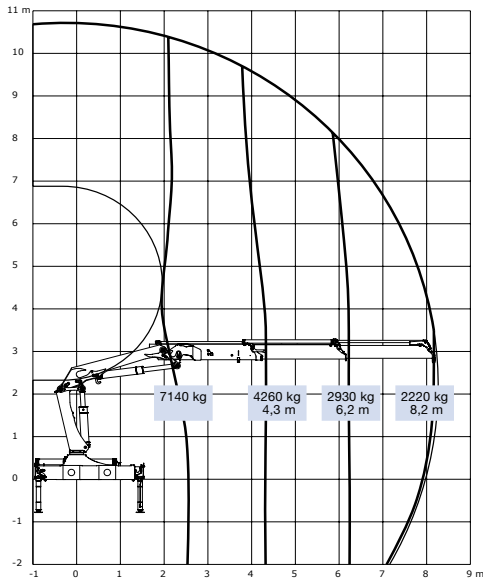
- power to lift.

HMF Knuckle Boom Loader 2020-K

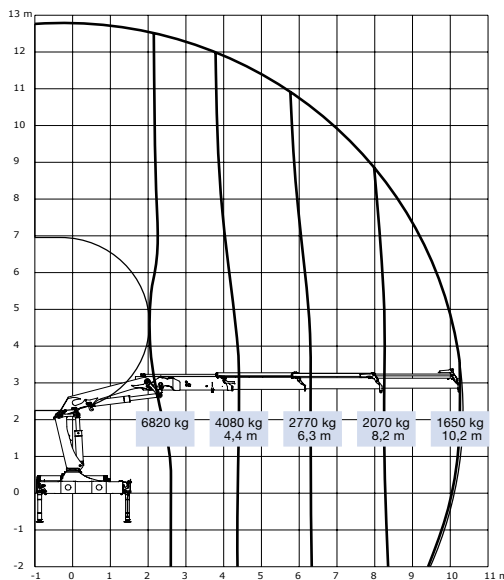
The HMF 2020-K Series

- The HMF 2020-K Series has been developed and tested to reduce the need for maintenance and service thanks to hard wearing and reliable solutions.
- All hoses and pipes are placed internally and are well protected. This protects the hoses and pipes, and gives a perfect interaction between functionality of the loader and ease of maintenance.
- The RCL 5300 is monitoring the conditions of both the loader and the Fly-Jib in relation to load moment, operation and function, this gives the operator a constant, full view of the working situation.
- Models equipped with Fly-Jib and hydraulic winch can be folded in the stowing position with the wire fitted, this supersedes the previous necessity to strip the wire before folding the loader.
- The HMF InfoCentre (Pat. Pending/option) monitors the loader operation and indicates the load moment of both the loader and the Fly-Jib, thus allowing the loader to be operated in the best possible position to solve the lifting task.
- A range of optional extras are available, e.g. hydraulic winch, hydraulic extra valves routed to the end of the Fly-Jib extensions, this allows operation of hydraulic accessories and manual extensions with safety equipment.

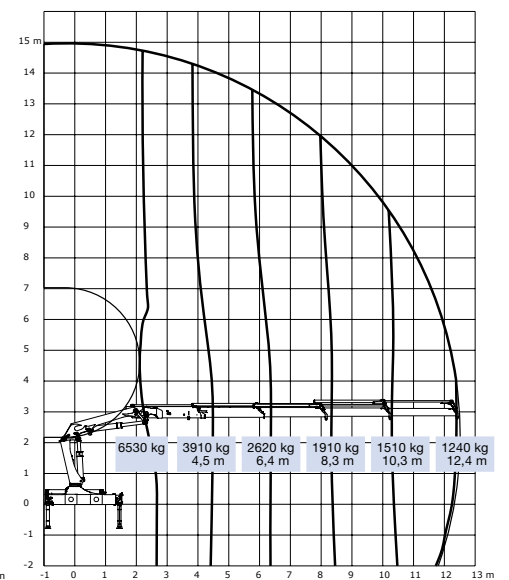
HMF 2020-K2



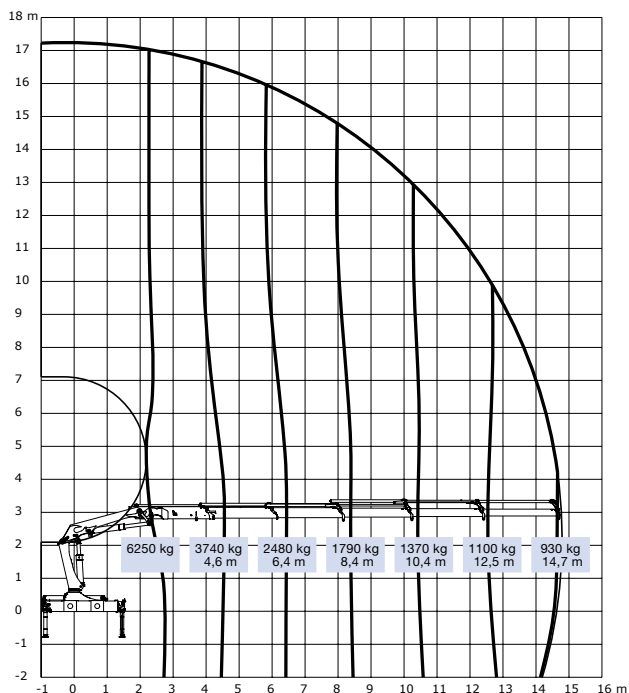
HMF 2020-K3



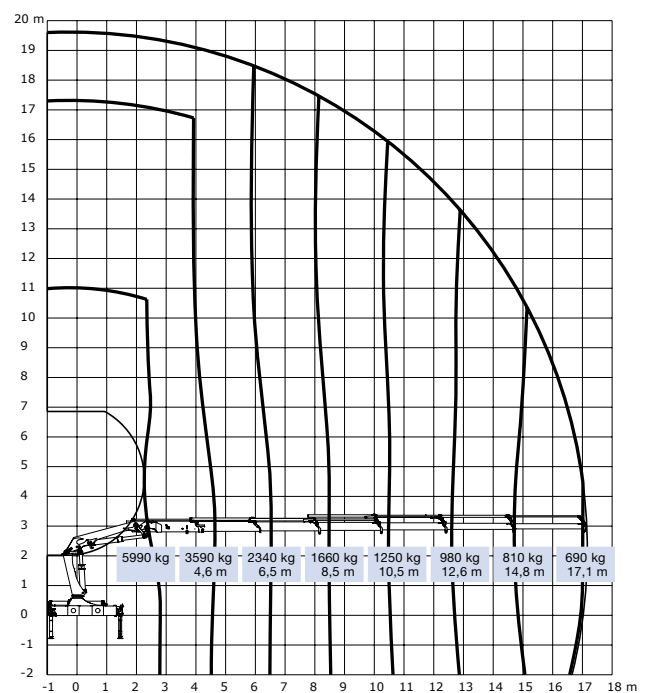
HMF 2020-K4



HMF 2020-K5



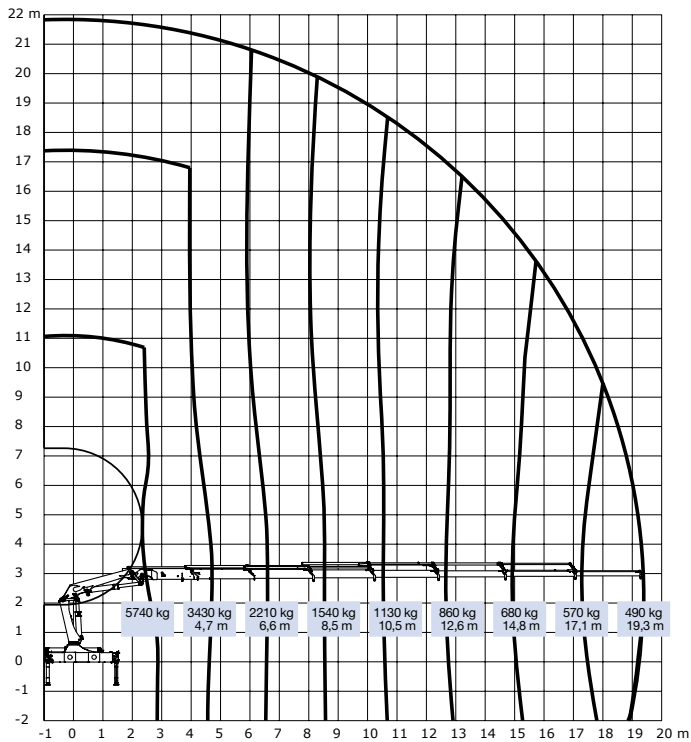
HMF 2020-K6



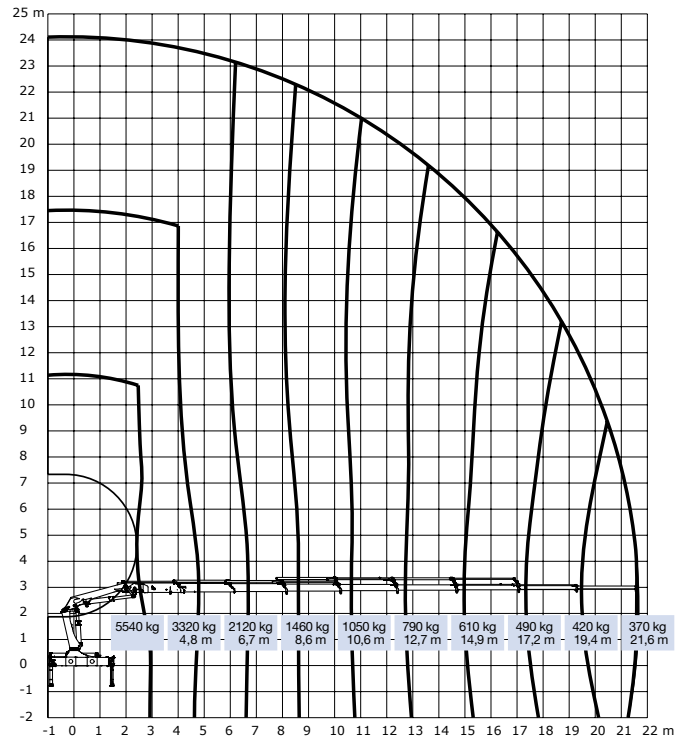
Loading group B3	Unit	2020-K2	2020-K3	2020-K4	2020-K5	2020-K6	2020-K7	2020-K8
Load moment	tm	18.4	18.0	17.5	17.1	16.6	16.2	15.9
Hydraulic reach	m	8.3	10.3	12.5	14.8	17.2	19.4	21.7
Slewing torque	kgm	2426	2426	2426	2426	2426	2426	2426
Slewing angle	°	400	400	400	400	400	400	400
Max. heel at max. moment	°	5	5	5	5	5	5	5
Working pressure	Bar	330	330	330	330	330	330	330
Recommended pump performance	l/min	55	55	55	55	55	55	55
Height above chassis	mm	2295	2295	2295	2295	2295	2295	2295
Length of loader, no extra valves	mm	880	880	880	880	880	990	990
Length of loader, with extra valves	mm	1000	1000	1000	1000	1000	-	-
Width	mm	2500	2500	2500	2500	2500	2500	2500
Stabilizer spread, standard	mm	5575	5575	5575	5575	5575	5575	5575
Stabilizer spread, double	mm	6455	6455	6455	6455	6455	6455	6455
Weight of standard loader excl. stabilizers*	kg	1840	1995	2180	2320	2445	2550	2635
Weight of stabilizers, standard*	kg	275	275	275	275	275	275	275
Weight of stabilizers, double*	kg	355	355	355	355	355	355	355

* Weight excl. fittings, optional extras and oil.

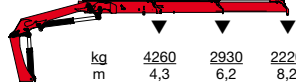
HMF 2020-K7



HMF 2020-K8



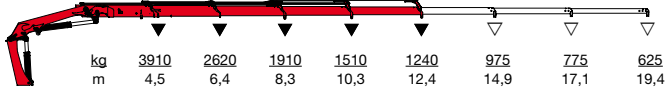
HMF 2020-K2



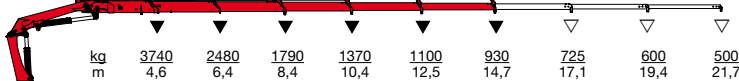
HMF 2020-K3



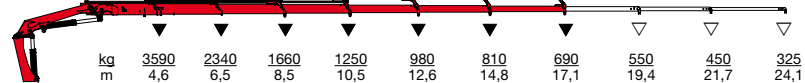
HMF 2020-K4



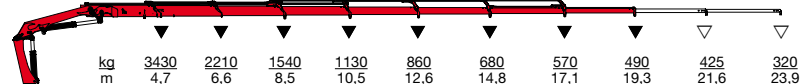
HMF 2020-K5



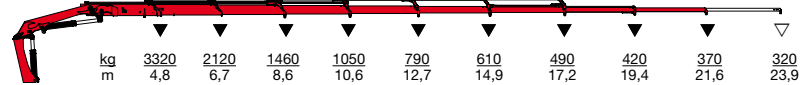
HMF 2020-K6



HMF 2020-K7



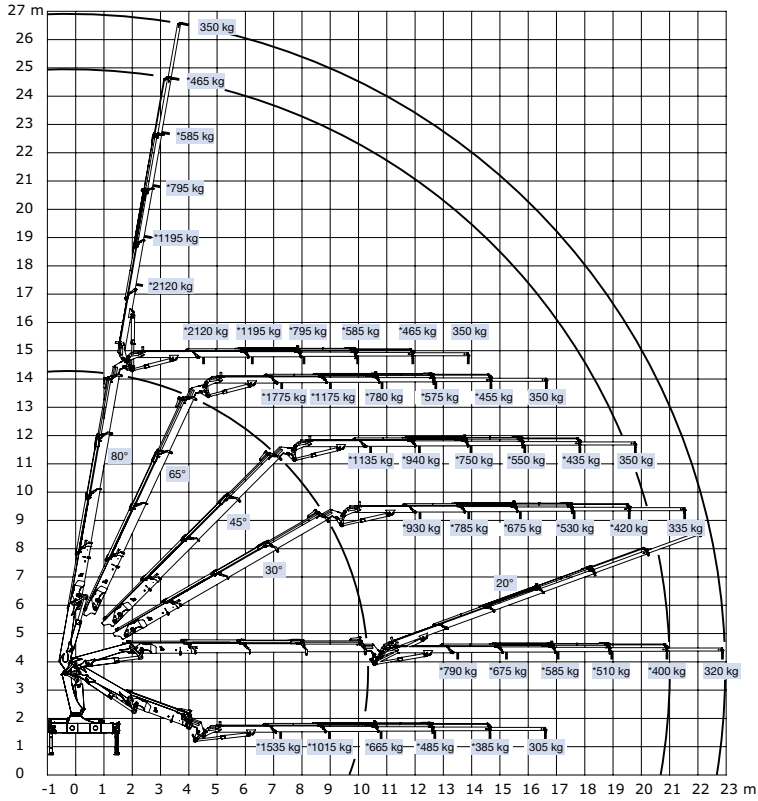
HMF 2020-K8



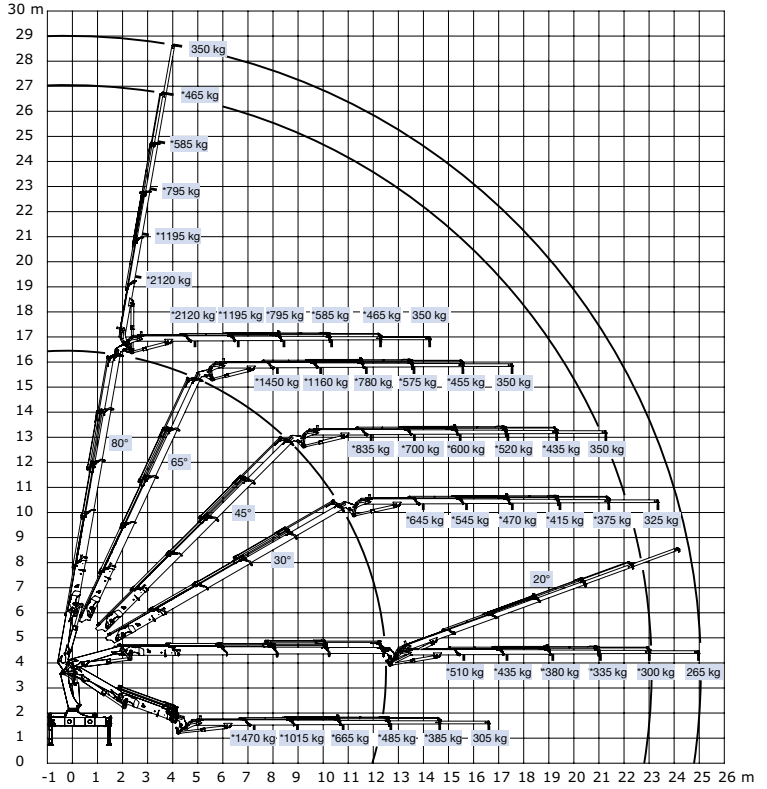
▼ Lifting capacity without manual extensions
▽ Lifting capacity with manual extensions

HMF Knuckle Boom Loader 2020-K

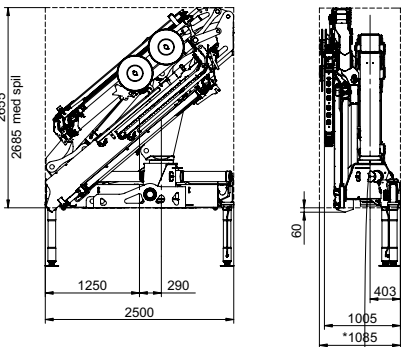
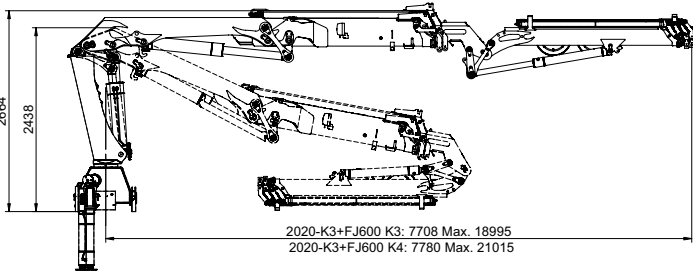
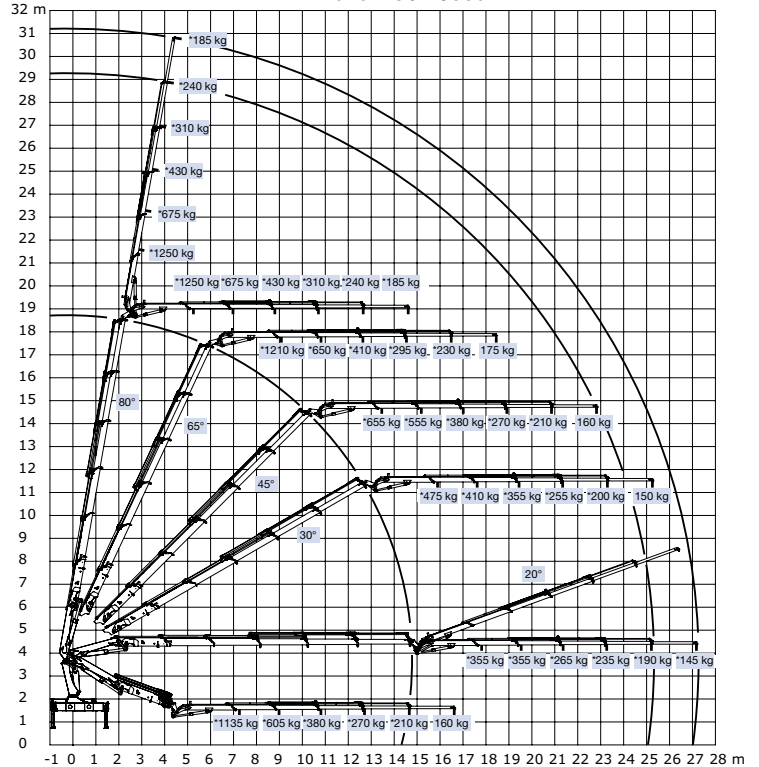
HMF 2020-K3 / FJ600-K4



HMF 2020-K4 / FJ600-K4



HMF 2020-K5 / FJ350-K4



Z008405-1



Højbjerg Maskinfabrik A/S • Oddervej 200 • DK-8270 Højbjerg
Tel.: +45 8627 0800 • Fax: +45 8627 0744 • info@hmf.dk

www.hmf.dk

We reserve the right to introduce improvements and modifications